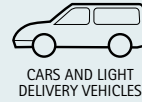



HSE 75 Series



Single Cover • Duct Cover • Multipart Cover



HSE 75 SERIES SPECIFICATIONS

FLOOR FINISHES: All types of hard floor finishes including ceramic tiles, marble, terrazzo, concrete, resin, wood or parquet.

PERFORMANCE: Cars and light delivery vehicles up to 5 tonne (5,000kg) pneumatic tyre wheel load.


FEATURES and BENEFITS: Can be fitted quickly and unobtrusively, ensuring minimum disruption. Unique cover sections are tapered for easy removal, frame sections give a good key to bedding mortar. Fitted with multi-link hinges and mild steel, powder coated gas springs. Double sealed with socket head securing bolts complete with all necessary removable sealing cross-members and support beams (where necessary). Recessed support beam pockets (where necessary). Lifting blocks are anchored to the inner frame. Stainless steel securing bolts are stiletto heel proof. Aluminium covers are available with a top edge seal to help prevent dirt, grout or grinding waste ingress.

FIRE RATING: To BS 476: Part 20: 1987 - 3 hours for Single cover, 2 hours for Duct and Multipart covers.

SIZES: See pages 6-7.

WEIGHT: Will require a maximum force of approx. 20kg to open when filled and installed correctly.

INSTALLATION: Go to www.bilcouk.co.uk

A photograph showing a rectangular floor access cover installed on a light-colored tiled floor. The cover is made of a metal frame, likely aluminium as noted in the caption, and is hinged. It is positioned in front of a dark wood door. The floor tiles are large and square, with dark grout lines. The lighting is bright, creating some reflections on the floor.

Stainless steel and aluminium, hinged, floor access covers for cars and light delivery vehicles

Image shown features aluminium cover